

Scaled data based on original data using
LM-79-08 Approved Method: Electrical and Photometric Measurements of Solid-
State Lighting Products

Test Report Prepared for
Cooper Lighting Solutions
(formerly Eaton)

Brand: McGRAW-EDISON

Report Number: P386622

Luminaire Tested: **GWC-SA2B-735-U-T3-HSS**

Issue Date: 3/3/2020

Test Information

Test Method: LM-79-08
Report Number: P386622
TEST IS SCALED FROM IESNA LM-79-08 TEST DATA (G2-1903-205-15)
Test Lab: INNOVATION CENTER
Issue Date: 3/3/2020
Manufacturer: COOPER LIGHTING SOLUTIONS (FORMERLY EATON)
Product Line: MCGRAW-EDISON
Catalog Number: GWC-SA2B-735-U-T3-HSS
Description: GALLEON WALL LUMINAIRE
(2) 70 CRI, 3500K, 800mA LIGHTSQUARES WITH 16 LEDS EACH AND TYPE III OPTICS WITH HOUSE SIDE SHIELD
Light Source: -
Ballast/Driver: ELECTRONIC DRIVER

Summary

Lumens per Lamp: N/A
Luminaire Lumens: 8164.3 lumens
Efficiency: N/A
Efficacy: 94.9 lumens/watt
Luminous Opening: Rectangular (W 1' x L: 0.5' x H: 0')
IES Classification: Type III - Short
BUG Rating: B1 - U0 - G2

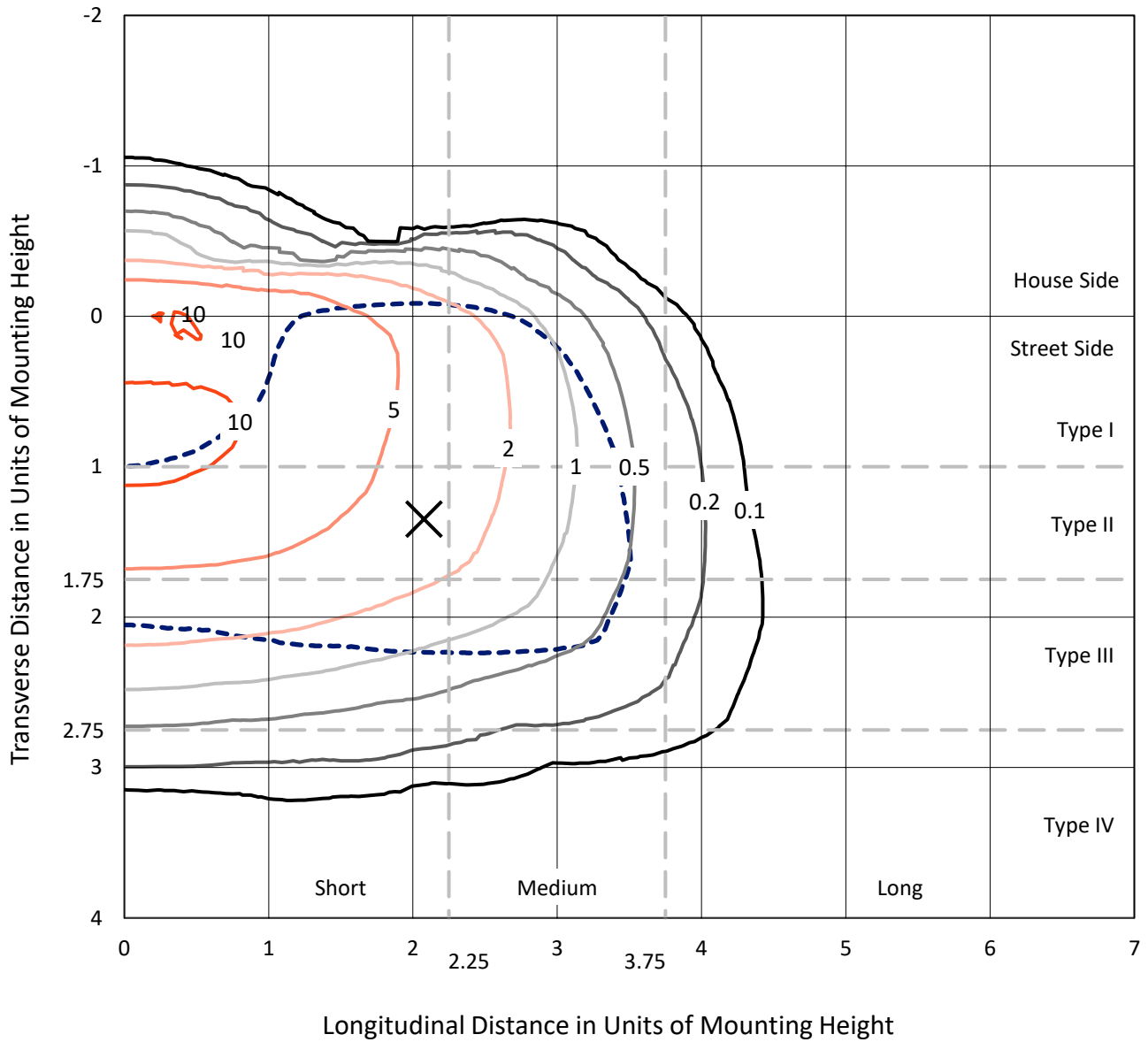
Input Watts (W): 86
Input Voltage (V): NR
Input Current (Ain): NR
Voltage Rise (V): NR
Power Factor: NR
Total Harmonic Distortion (THDi): NR
Frequency (hertz): 60
Stabilization Time: NR
Operation Time: NR
Ambient Temperature (°C): NR
Test Distance: 24 FT



REPORT NUMBER: P386622
 CATALOG NUMBER: GWC-SA2B-735-U-T3-HSS

Iso-Footcandle Lines of Horizontal Illumination

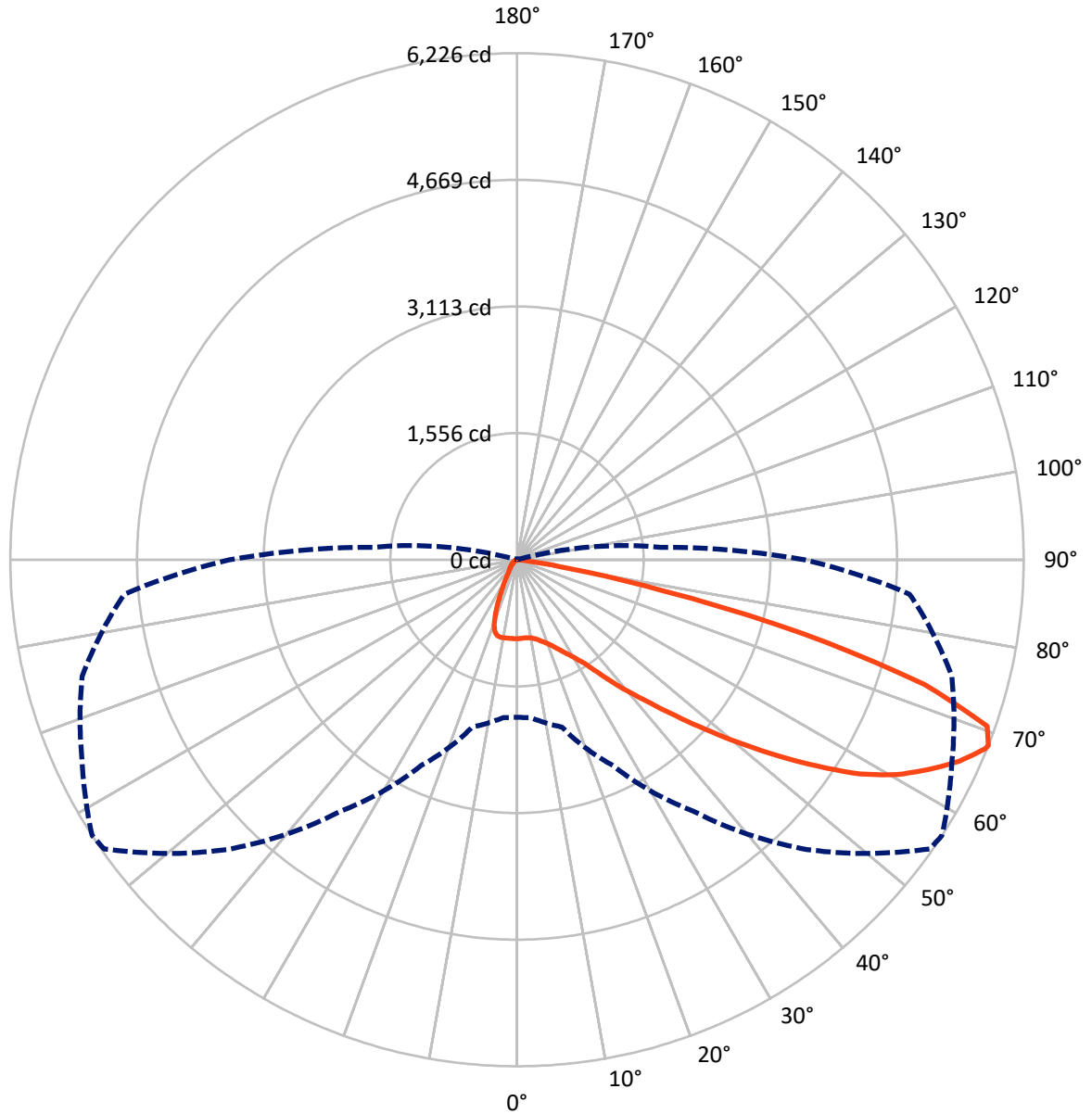
✕ Max cd
 - - - 1/2 Max cd



Based on 10 foot mounting height. Maximum calculated value = 12.5 fc
 Type III - Short - N/A

REPORT NUMBER: P386622
CATALOG NUMBER: GWC-SA2B-735-U-T3-HSS

Luminous Intensity Polar Plot



— Vertical Plane Through 57-Deg Lateral - - - Horizontal Cone Through 68-Deg Vertical

REPORT NUMBER: P386622

CATALOG NUMBER: GWC-SA2B-735-U-T3-HSS

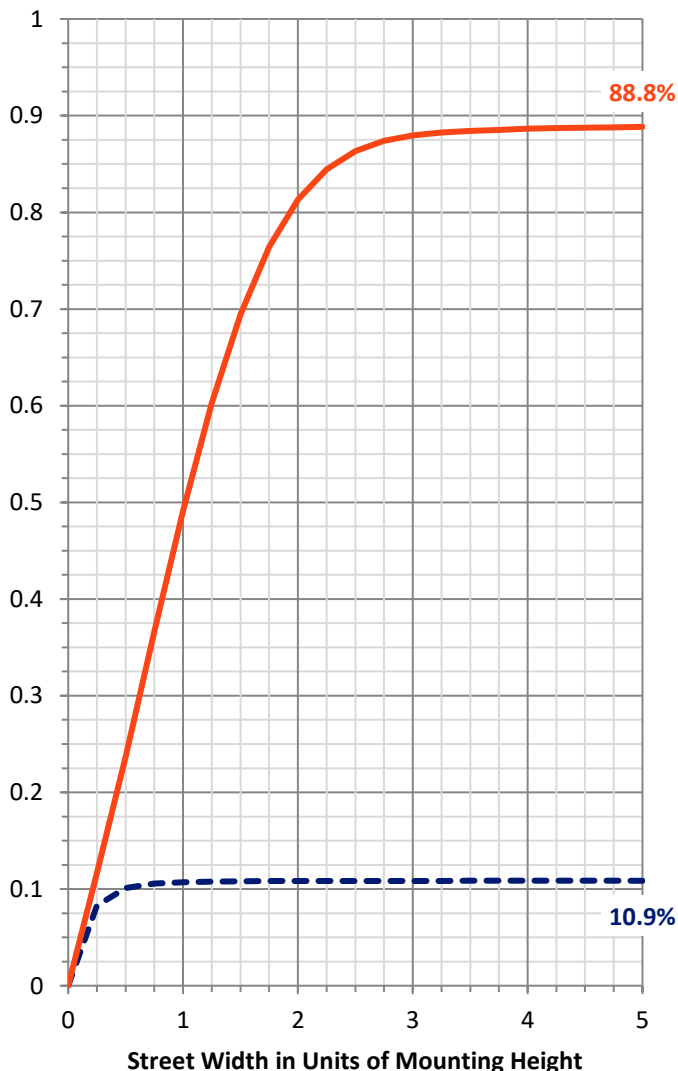
FLUX DISTRIBUTION:

		Downward	Upward	Total
House Side	Lumens	895.3	0.0	895.3
	% Fixture	11.0	0.0	11.0
Street Side	Lumens	7269.0	0.0	7269.0
	% Fixture	89.0	0.0	89.0
Total	Lumens	8164.3	0.0	8164.3
	% Fixture	100.0	0.0	100.0

ZONAL LUMENS:

Zone	Lumens	% Fixture
0°-10°	90.8	1.1
10°-20°	251.6	3.1
20°-30°	434.0	5.3
30°-40°	749.1	9.2
40°-50°	1281.3	15.7
50°-60°	2050.0	25.1
60°-70°	2368.5	29.0
70°-80°	905.0	11.1
80°-90°	33.9	0.4
90°-100°	0.0	0.0
100°-110°	0.0	0.0
110°-120°	0.0	0.0
120°-130°	0.0	0.0
130°-140°	0.0	0.0
140°-150°	0.0	0.0
150°-160°	0.0	0.0
160°-170°	0.0	0.0
170°-180°	0.0	0.0
0°-90°	8164.3	100.0
0°-180°	8164.3	100.0

Coefficient of Utilization



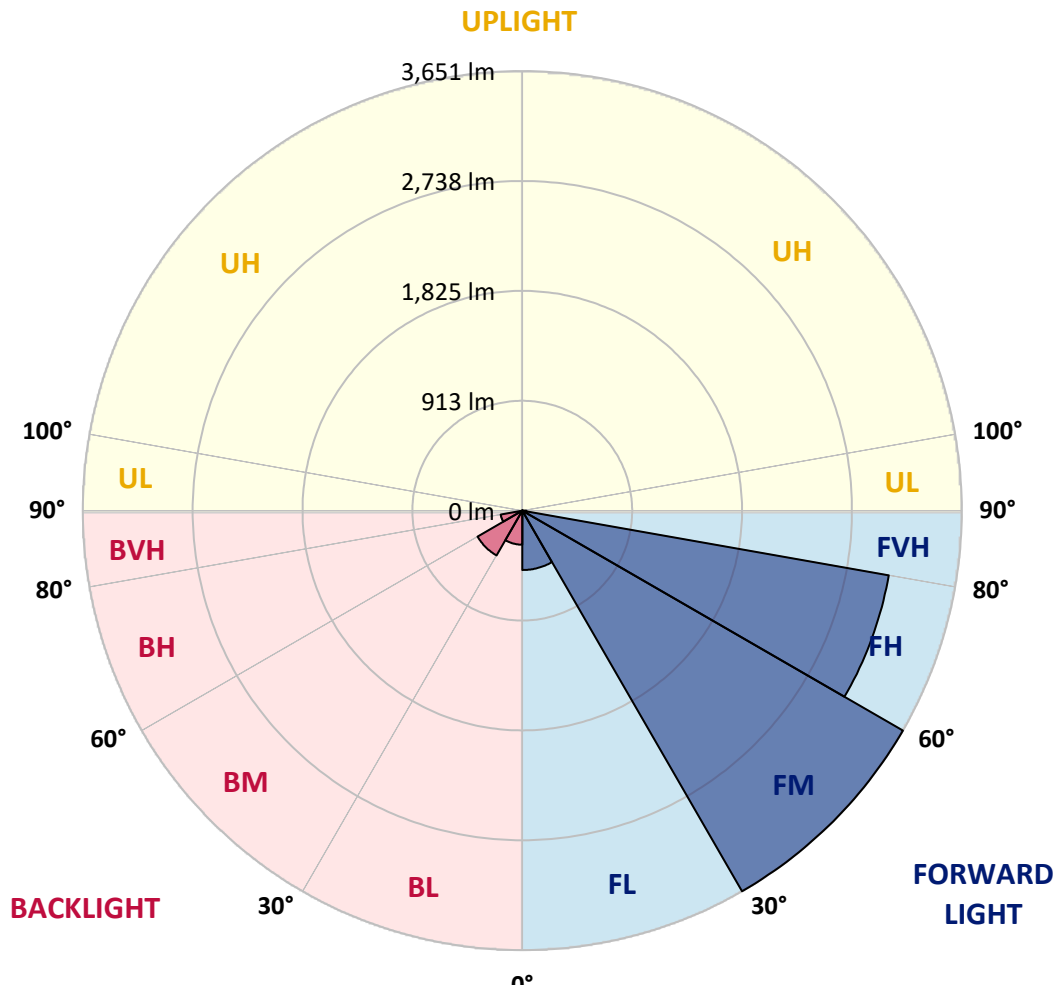
REPORT NUMBER: P386622

CATALOG NUMBER: GWC-SA2B-735-U-T3-HSS

LUMINAIRE CLASSIFICATION SYSTEM LUMEN TABLE AND BUG RATING:

Zone	Lumens	% Fixture	Zone Rating/Lumen Limit		
			B	U	G
FL (0°-30°)	493.5	6.0			
FM (30°-60°)	3651.0	44.7			
FH (60°-80°)	3091.3	37.9			G2/5000
FVH (80°-90°)	33.3	0.4			G1/100
BL (0°-30°)	282.9	3.5	B1/500		
BM (30°-60°)	429.4	5.3	B1/1000		
BH (60°-80°)	182.3	2.2	B1/500		G1/500
BVH (80°-90°)	0.6	0.0			G0/10
UL (90°-100°)	0.0	0.0		U0/0	
UH (100°-180°)	0.0	0.0		U0/0	

BUG Rating: B1-U0-G2
 Type III Short





REPORT NUMBER: P386622

CATALOG NUMBER: GWC-SA2B-735-U-T3-HSS

CANDELA DISTRIBUTION (FULL):

	0°	5°	15°	25°	35°	45°	55°	57°	65°	75°	85°
0°	970.1	970.1	970.1	970.1	970.1	970.1	970.1	970.1	970.1	970.1	970.1
2.5°	947.4	951.6	954.7	956.6	958.9	963.9	965.5	967.9	969.0	969.0	971.7
5°	909.9	914.5	921.1	926.5	937.3	951.2	961.3	965.1	972.1	978.2	981.7
7.5°	875.1	880.6	888.3	901.1	919.6	941.9	962.8	968.2	981.7	994.8	1001.4
10°	852.8	857.0	867.1	885.2	909.5	940.8	970.1	976.7	999.9	1021.9	1034.2
12.5°	845.1	848.9	859.4	879.8	909.9	946.6	987.1	996.8	1030.7	1062.7	1080.1
15°	856.3	857.0	868.2	887.5	917.2	960.9	1015.3	1026.9	1069.7	1111.4	1133.0
17.5°	899.5	896.0	901.8	910.3	933.9	979.8	1045.0	1062.4	1119.6	1168.5	1189.0
20°	1007.6	1007.6	994.4	971.3	971.7	1009.1	1085.2	1104.8	1174.7	1231.5	1250.1
22.5°	1192.5	1189.0	1162.8	1106.0	1053.9	1059.7	1134.2	1159.7	1241.1	1301.7	1307.9
25°	1414.8	1410.6	1370.1	1290.2	1199.8	1141.6	1200.6	1229.9	1320.3	1374.0	1361.2
27.5°	1650.3	1646.9	1606.7	1507.5	1378.9	1272.0	1279.7	1307.5	1400.9	1453.8	1413.3
30°	1878.5	1879.6	1839.9	1738.0	1592.5	1438.4	1380.1	1396.3	1479.4	1533.0	1475.0
32.5°	2095.4	2097.0	2062.6	1948.8	1812.8	1631.8	1519.1	1514.9	1570.4	1623.3	1557.0
35°	2288.8	2292.7	2269.2	2180.8	2036.8	1847.2	1699.4	1689.3	1699.7	1759.6	1682.4
37.5°	2475.3	2477.7	2459.9	2385.4	2264.9	2083.9	1927.2	1912.9	1890.4	1936.4	1848.0
40°	2679.5	2673.7	2653.3	2585.7	2482.3	2345.2	2171.9	2147.2	2108.2	2149.1	2065.7
42.5°	2869.5	2862.9	2866.4	2789.9	2702.7	2613.9	2457.2	2414.7	2392.0	2439.0	2332.9
45°	3106.9	3103.4	3115.0	3048.6	2978.0	2913.4	2784.2	2737.9	2727.8	2783.0	2655.9
47.5°	3341.2	3349.7	3385.6	3357.4	3328.8	3272.1	3130.4	3109.6	3115.8	3182.6	2996.9
50°	3536.5	3546.6	3645.0	3677.4	3718.8	3685.5	3543.5	3530.8	3555.0	3615.4	3363.6
52.5°	3677.8	3698.3	3820.7	3970.1	4120.7	4143.0	4001.3	3989.8	4022.6	4031.9	3647.0
55°	3775.9	3794.0	3932.7	4205.9	4512.5	4608.9	4520.9	4476.2	4470.0	4378.5	3945.0
57.5°	3793.3	3791.4	3990.5	4358.4	4819.7	5068.8	5013.2	4969.2	4842.6	4698.9	4286.6
60°	3695.2	3706.4	3937.7	4411.3	5012.8	5416.6	5420.9	5363.8	5166.5	5010.4	4617.9
62.5°	3393.4	3438.9	3672.5	4272.7	5010.4	5556.7	5719.7	5676.0	5440.1	5265.7	4953.7
65°	2903.9	2920.0	3142.8	3797.9	4671.9	5498.1	5988.7	5972.5	5686.8	5513.5	5126.3
67.5°	2120.6	2085.5	2319.4	2990.7	3955.4	5156.1	6181.8	6202.2	5877.1	5564.4	4942.5
68°	1935.2	1945.7	2127.9	2791.1	3767.8	5035.2	6194.5	6225.7	5896.1	5531.2	4842.2
70°	1153.5	1173.6	1336.1	1921.7	2866.4	4351.5	6057.0	6128.4	5783.4	5188.8	4188.2
72.5°	294.6	318.5	472.1	860.1	1637.2	3066.0	5113.1	5234.0	5021.2	4209.4	2827.4
75°	121.2	127.4	168.7	283.3	609.9	1381.3	3370.2	3628.8	3480.9	2520.1	1277.8
77.5°	83.8	88.0	108.5	157.2	264.1	468.3	1652.3	1839.1	1656.9	860.1	278.7
80°	60.2	63.7	77.6	104.6	151.7	167.1	538.6	622.7	494.5	188.8	69.1
82.5°	35.9	38.6	57.9	74.5	92.2	79.9	134.0	152.1	143.3	93.8	30.9
85°	17.8	20.9	39.0	53.3	49.8	33.6	41.0	45.6	56.4	57.1	16.6
87.5°	1.1	2.3	22.7	32.0	13.9	7.7	11.9	14.7	20.1	28.2	7.0
90°	0.0	0.0	0.0	0.0	0.0	0.0	0.0	0.0	0.0	0.0	0.0



REPORT NUMBER: P386622
 CATALOG NUMBER: GWC-SA2B-735-U-T3-HSS

CANDELA DISTRIBUTION (continued):

	90°	95°	105°	115°	125°	135°	145°	155°	165°	175°	180°
0°	970.1	970.1	970.1	970.1	970.1	970.1	970.1	970.1	970.1	970.1	970.1
2.5°	972.8	973.2	970.5	969.4	970.1	965.5	963.5	964.4	964.4	965.5	963.5
5°	982.5	982.5	977.8	971.7	968.2	959.3	953.5	952.0	950.9	950.1	948.5
7.5°	1003.4	1001.0	992.9	979.4	967.9	948.5	933.9	926.1	922.3	920.7	919.6
10°	1036.9	1032.7	1019.1	994.1	967.4	933.1	901.1	878.2	859.4	851.7	847.0
12.5°	1082.1	1075.9	1053.2	1011.4	964.8	901.4	831.9	765.1	702.9	677.5	664.8
15°	1134.2	1125.3	1089.4	1026.1	948.9	830.0	679.1	562.0	476.0	443.6	429.7
17.5°	1187.1	1175.5	1121.1	1035.4	901.4	682.2	476.4	359.8	302.3	286.8	281.4
20°	1240.4	1223.4	1148.5	1028.4	794.1	491.9	314.2	262.9	246.3	241.7	240.1
22.5°	1290.9	1264.7	1173.2	1001.4	628.8	330.1	248.7	232.4	227.0	224.3	223.5
25°	1335.0	1298.2	1194.8	918.0	445.1	249.4	224.0	218.5	211.6	206.6	206.9
27.5°	1376.2	1331.9	1208.0	780.5	296.8	213.1	207.3	200.0	187.2	179.9	179.9
30°	1426.1	1376.7	1217.5	600.6	218.5	188.3	183.7	172.6	155.2	145.5	145.5
32.5°	1501.0	1444.6	1211.4	421.6	181.0	165.6	154.8	139.4	120.4	111.2	110.8
35°	1615.6	1549.6	1167.4	276.4	159.8	144.0	126.6	107.7	91.1	83.4	83.0
37.5°	1770.0	1690.1	1068.6	197.6	143.3	123.9	103.1	82.2	69.9	64.8	64.4
40°	1970.4	1853.4	927.3	160.2	127.8	104.6	79.6	63.7	55.2	51.4	51.8
42.5°	2210.9	2028.2	757.8	138.2	112.7	86.0	62.2	50.2	44.8	42.1	41.3
45°	2478.0	2200.8	580.3	123.2	97.7	69.5	48.7	39.7	35.5	34.0	34.0
47.5°	2771.8	2368.8	424.6	110.0	81.4	53.6	39.0	32.4	28.9	27.8	27.4
50°	3038.6	2485.4	306.1	96.1	66.8	42.5	31.7	27.1	24.7	23.2	23.2
52.5°	3260.9	2522.0	225.5	81.1	54.0	34.0	26.2	23.2	20.9	19.7	19.7
55°	3456.7	2507.0	167.6	66.8	43.6	27.8	22.4	19.7	17.8	16.6	16.6
57.5°	3644.3	2458.3	125.0	54.4	35.1	22.4	18.9	16.6	14.7	13.9	13.9
60°	3797.5	2377.2	93.0	44.0	28.2	18.1	15.8	13.5	11.9	10.8	10.8
62.5°	3921.9	2287.7	68.3	36.3	22.4	14.3	12.4	11.2	8.9	7.7	7.7
65°	3922.6	2139.1	51.4	30.2	17.4	11.2	9.3	8.9	5.8	4.6	4.2
67.5°	3638.8	1844.1	39.4	25.8	13.5	8.5	7.0	7.3	3.1	2.0	1.5
68°	3535.8	1769.3	37.1	25.5	12.8	8.1	6.6	7.3	2.7	1.5	1.1
70°	2981.1	1407.5	29.7	24.7	11.2	6.2	5.4	7.3	2.3	1.1	0.8
72.5°	1906.7	816.9	22.0	19.7	8.5	4.6	3.5	6.6	2.3	0.8	0.4
75°	811.4	253.3	15.0	13.9	5.0	3.5	2.3	4.2	1.5	0.4	0.0
77.5°	171.1	57.1	8.9	8.5	3.5	2.3	1.5	1.1	0.4	0.0	0.0
80°	44.0	16.6	4.6	4.2	2.0	1.1	0.8	0.0	0.0	0.0	0.0
82.5°	13.9	6.6	2.7	2.0	0.8	0.0	0.0	0.0	0.0	0.0	0.0
85°	7.0	3.9	1.5	0.8	0.0	0.0	0.0	0.0	0.0	0.0	0.0
87.5°	3.9	1.1	0.4	0.0	0.0	0.0	0.0	0.0	0.0	0.0	0.0
90°	0.0	0.0	0.0	0.0	0.0	0.0	0.0	0.0	0.0	0.0	0.0

Signify Classified - Internal
Cooper Lighting Solutions Photometric Lab
1121 Highway 74 South
Peachtree City, GA 30269

Scaled Data Report



Report Generated By 670245982

Signify Classified - Internal
Cooper Lighting Solutions Photometric Lab
1121 Highway 74 South
Peachtree City, GA 30269

Scaled Data Report



Signify Classified - Internal
Cooper Lighting Solutions Photometric Lab
1121 Highway 74 South
Peachtree City, GA 30269

Scaled Data Report



Signify Classified - Internal
Cooper Lighting Solutions Photometric Lab
1121 Highway 74 South
Peachtree City, GA 30269

Scaled Data Report



Signify Classified - Internal
Cooper Lighting Solutions Photometric Lab
1121 Highway 74 South
Peachtree City, GA 30269

Scaled Data Report



--- HS — SS

Signify Classified - Internal
Cooper Lighting Solutions Photometric Lab
1121 Highway 74 South
Peachtree City, GA 30269

Scaled Data Report



u

Signify Classified - Internal
Cooper Lighting Solutions Photometric Lab
1121 Highway 74 South
Peachtree City, GA 30269

Scaled Data Report



Signify Classified - Internal
Cooper Lighting Solutions Photometric Lab
1121 Highway 74 South
Peachtree City, GA 30269

Scaled Data Report



(END OF REPORT)